

Scaled data based on original data using  
LM-79-08 Approved Method: Electrical and Photometric Measurements of Solid-  
State Lighting Products

Test Report Prepared for  
Cooper Lighting Solutions  
(formerly Eaton)

Brand: STREETWORKS

Report Number: P190985

Luminaire Tested: **GAN-AF-07-LED-U-AFL-1200-ADJ**

Issue Date: 3/3/2020

**Test Information**

Test Method: LM-79-08  
Report Number: P190985  
TEST IS SCALED FROM IESNA LM-79-08 TEST DATA (P24165)  
Test Lab: INNOVATION CENTER P2  
Issue Date: 3/3/2020  
Manufacturer: COOPER LIGHTING SOLUTIONS (FORMERLY EATON)  
Product Line: STREETWORKS  
Catalog Number: GAN-AF-07-LED-U-AFL-1200-ADJ  
Description: GALLEON AREA AND ROADWAY LUMINAIRE  
(7) 70 CRI, 4000K, 1200mA LIGHTSQUARES WITH 16 LEDS EACH AND AUTOMOTIVE FRONTLINE OPTICS  
Light Source: -  
Ballast/Driver: ELECTRONIC DRIVER

**Summary**

Lumens per Lamp: N/A  
Luminaire Lumens: 48470.5 lumens  
Efficiency: N/A  
Efficacy: 108.2 lumens/watt  
Luminous Opening: Rectangular (W 2' x L: 1' x H: 0')  
IES Classification: Type II - Short - Full Cutoff  
BUG Rating: B3 - U0 - G3

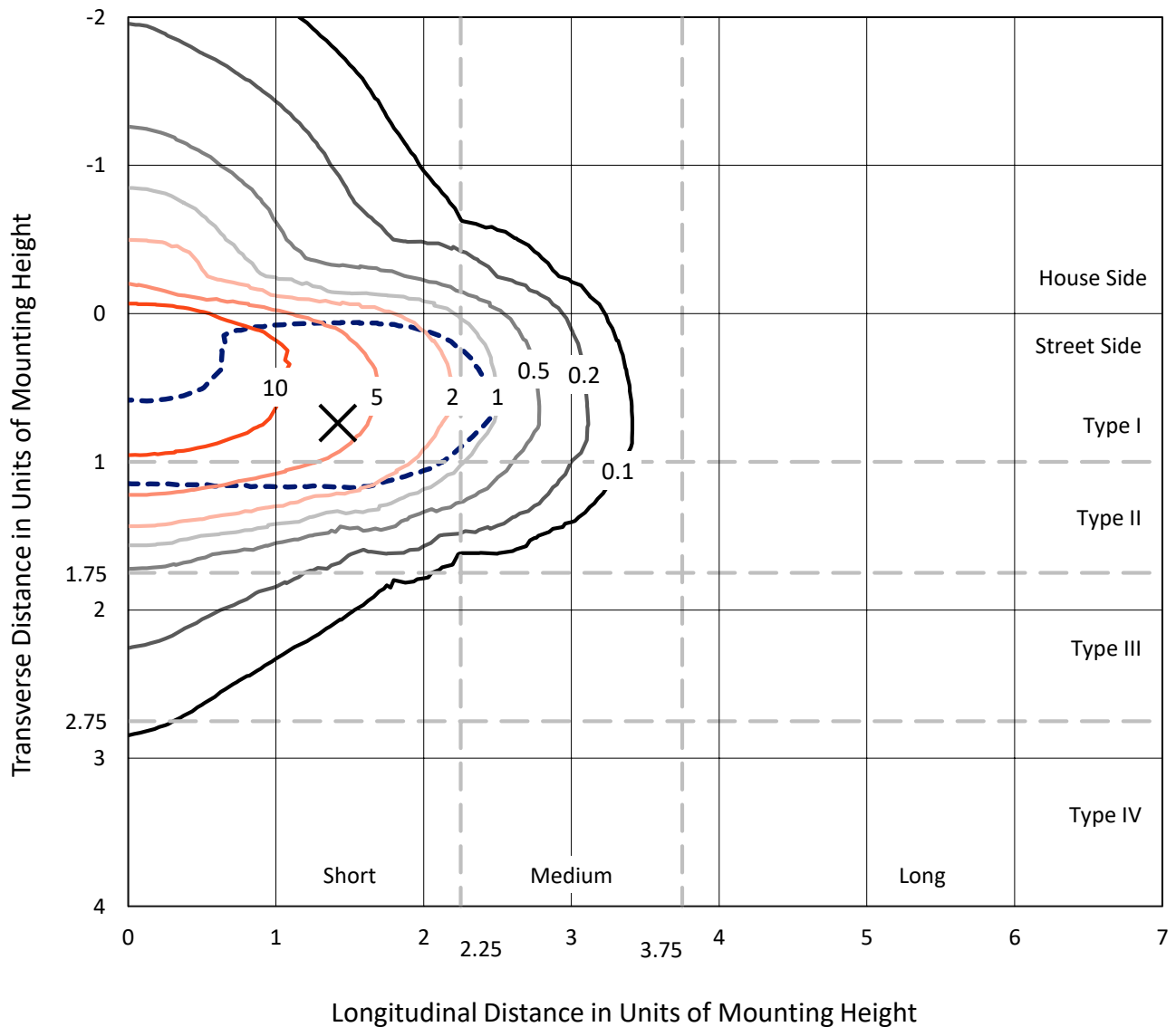
Input Watts (W): 448  
Input Voltage (V): NR  
Input Current (Ain): NR  
Voltage Rise (V): NR  
Power Factor: NR  
Total Harmonic Distortion (THDi): NR  
Frequency (hertz): 60  
Stabilization Time: NR  
Operation Time: NR  
Ambient Temperature (°C): NR  
Test Distance: 28.75 FT



REPORT NUMBER: P190985  
 CATALOG NUMBER: GAN-AF-07-LED-U-AFL-1200-ADJ

### Iso-Footcandle Lines of Horizontal Illumination

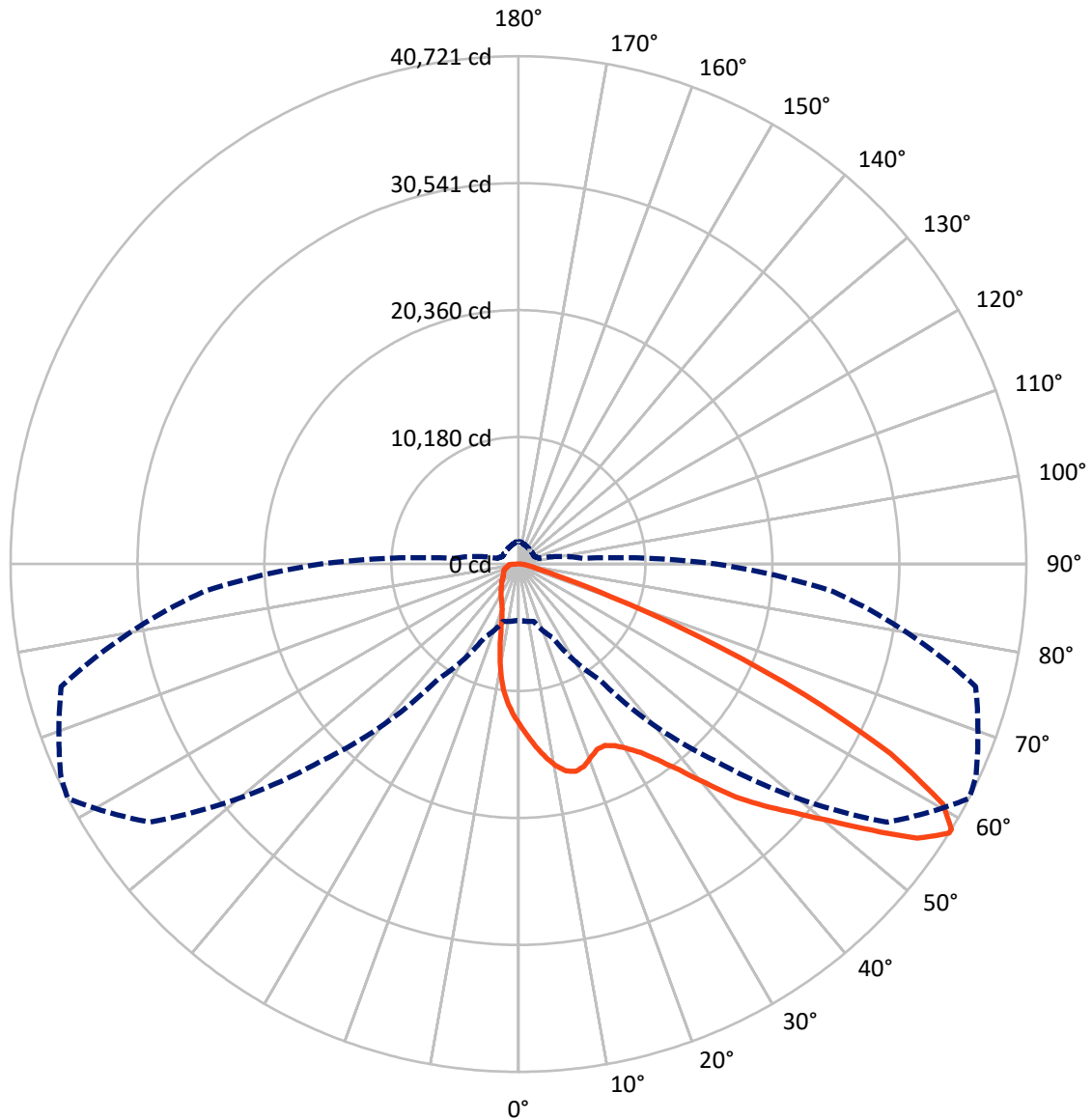
× Max cd  
 - - - 1/2 Max cd



Based on 30 foot mounting height. Maximum calculated value = 17.4 fc  
 Type II - Short - Full Cutoff

REPORT NUMBER: P190985  
CATALOG NUMBER: GAN-AF-07-LED-U-AFL-1200-ADJ

### Luminous Intensity Polar Plot



— Vertical Plane Through 62.5-Deg Lateral    - - - Horizontal Cone Through 58-Deg Vertical

REPORT NUMBER: P190985

CATALOG NUMBER: GAN-AF-07-LED-U-AFL-1200-ADJ

**FLUX DISTRIBUTION:**

		Downward	Upward	Total
<b>House Side</b>	Lumens	7391.9	0.0	7391.9
	% Fixture	15.3	0.0	15.3
<b>Street Side</b>	Lumens	41078.5	0.0	41078.5
	% Fixture	84.7	0.0	84.7
<b>Total</b>	Lumens	48470.5	0.0	48470.5
	% Fixture	100.0	0.0	100.0

**ZONAL LUMENS:**

Zone	Lumens	% Fixture
0°-10°	1151.5	2.4
10°-20°	2943.4	6.1
20°-30°	4758.1	9.8
30°-40°	7553.5	15.6
40°-50°	11052.3	22.8
50°-60°	11559.8	23.8
60°-70°	6829.5	14.1
70°-80°	1923.9	4.0
80°-90°	698.5	1.4
90°-100°	0.0	0.0
100°-110°	0.0	0.0
110°-120°	0.0	0.0
120°-130°	0.0	0.0
130°-140°	0.0	0.0
140°-150°	0.0	0.0
150°-160°	0.0	0.0
160°-170°	0.0	0.0
170°-180°	0.0	0.0
0°-90°	48470.5	100.0
0°-180°	48470.5	100.0

**Coefficient of Utilization**



REPORT NUMBER: P190985

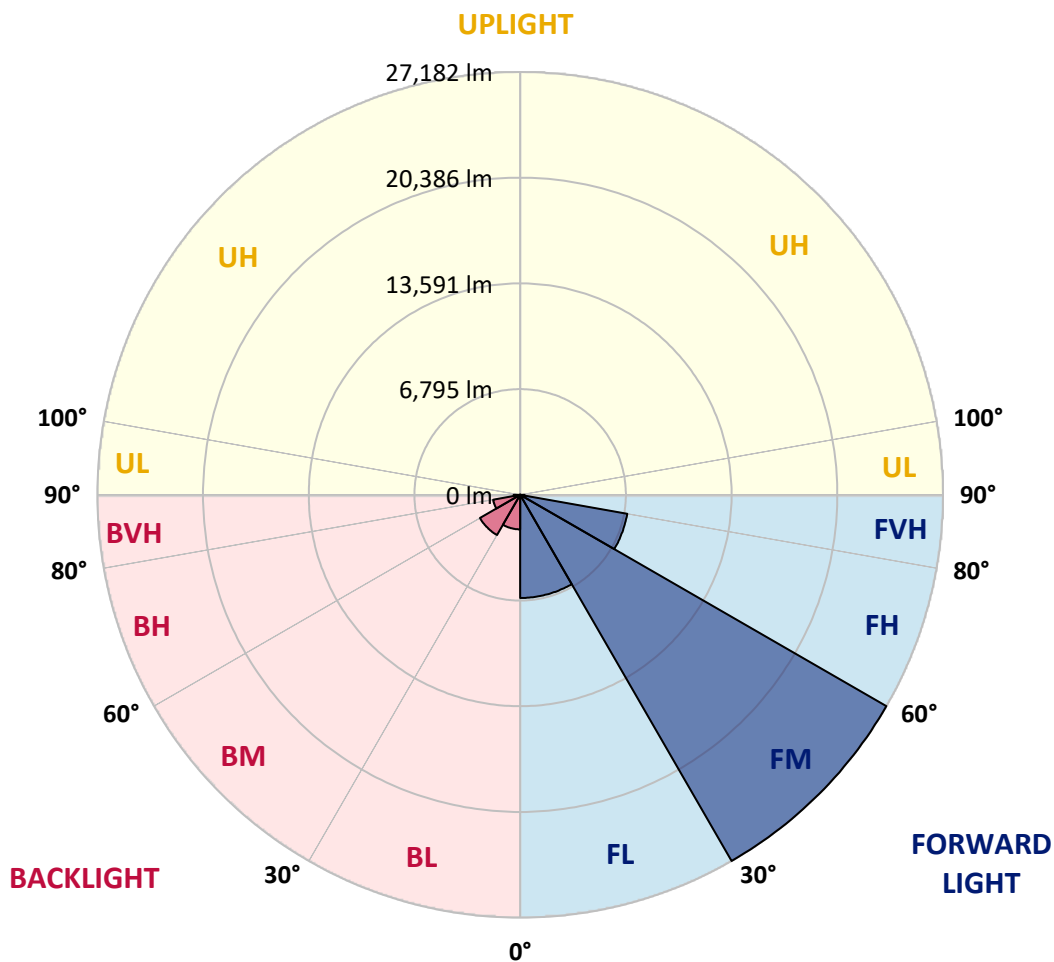
CATALOG NUMBER: GAN-AF-07-LED-U-AFL-1200-ADJ

**LUMINAIRE CLASSIFICATION SYSTEM LUMEN TABLE AND BUG RATING:**

Zone	Lumens	% Fixture	Zone Rating/Lumen Limit		
			B	U	G
FL (0°-30°)	6631.4	13.7			
FM (30°-60°)	27182.0	56.1			
FH (60°-80°)	6989.7	14.4			G3/7500
FVH (80°-90°)	275.6	0.6			G3/500
BL (0°-30°)	2221.7	4.6	B3/2500		
BM (30°-60°)	2983.6	6.2	B3/5000		
BH (60°-80°)	1763.8	3.6	B3/2500		G3/2500
BVH (80°-90°)	422.9	0.9			G3/500
UL (90°-100°)	0.0	0.0		U0/0	
UH (100°-180°)	0.0	0.0		U0/0	

**BUG Rating: B3-U0-G3**

Type II Short





REPORT NUMBER: P190985

CATALOG NUMBER: GAN-AF-07-LED-U-AFL-1200-ADJ

**CANDELA DISTRIBUTION (FULL):**

	0°	5°	15°	25°	35°	45°	55°	62.5°	65°	75°	85°
0°	12875.2	12875.2	12875.2	12875.2	12875.2	12875.2	12875.2	12875.2	12875.2	12875.2	12875.2
2.5°	14712.6	14593.8	14518.5	14452.4	14365.6	14180.8	13932.0	13774.4	13694.5	13423.0	13101.1
5°	16155.1	16050.1	15972.5	15883.5	15728.3	15438.4	15036.7	14717.1	14559.7	14016.4	13372.7
7.5°	15817.3	15860.6	15995.3	16230.3	16431.2	16392.4	16034.0	15627.8	15420.1	14664.6	13687.7
10°	13781.3	13856.7	14089.4	14639.6	15529.6	16442.6	16721.1	16440.4	16230.3	15306.0	14011.9
12.5°	13372.7	13370.5	13388.8	13534.9	14064.3	15349.4	16744.0	17026.9	16901.4	15917.6	14342.8
15°	13539.4	13544.0	13530.3	13591.8	13756.2	14265.2	16045.5	17252.9	17341.9	16534.0	14685.2
17.5°	13977.6	13966.2	13913.7	13913.7	13973.0	14171.7	15223.9	17042.9	17453.8	17079.4	14986.4
20°	14712.6	14660.0	14520.8	14393.0	14329.1	14436.4	14886.0	16559.0	17259.7	17556.5	15235.2
22.5°	15602.7	15561.6	15335.7	15061.7	14840.4	14838.1	15059.5	16136.7	16924.2	18006.1	15445.2
25°	16753.1	16686.9	16351.4	15913.1	15525.1	15376.7	15438.4	16116.3	16741.6	18494.5	15632.3
27.5°	18104.3	17983.3	17586.2	16953.9	16383.3	16084.3	15995.3	16488.3	16908.3	19099.4	15892.6
30°	19743.1	19603.8	19094.8	18270.8	17465.1	16974.4	16785.0	17147.9	17460.6	19836.7	16310.2
32.5°	21607.8	21406.9	20818.1	19909.7	18850.6	18101.9	17793.8	18019.8	18268.6	20724.5	16833.0
35°	24184.6	23945.0	23093.6	21840.6	20644.6	19615.2	19122.2	19286.5	19528.4	22048.3	17588.4
37.5°	25942.1	25834.8	25268.8	24091.1	22790.1	21605.5	20843.1	20939.0	21076.0	23703.1	18556.1
40°	25926.2	25969.6	25980.9	25992.4	25106.8	23972.3	23153.0	23052.6	23025.2	25519.9	19656.3
42.5°	24627.4	24805.4	25380.6	26547.0	27085.6	26565.2	25814.3	25524.5	25380.6	27660.8	20822.6
45°	22639.4	22735.3	23812.6	26090.5	28099.0	29132.9	28564.7	27651.7	27391.5	29628.2	21790.4
47.5°	21614.6	21719.6	22397.5	24880.8	28087.6	31207.7	31536.3	29797.1	29331.5	31340.0	22625.7
50°	19174.7	19393.8	20247.5	22776.4	27062.8	32161.8	34642.7	32353.5	31390.3	33006.2	23463.4
52.5°	14694.3	15032.1	15988.4	19316.2	24463.1	31689.3	37128.3	35453.0	34092.7	34731.7	24182.4
55°	9269.0	9520.0	10323.4	13642.1	19569.6	29231.1	38071.0	38805.9	37596.2	36366.0	24805.4
57.5°	5039.6	5151.5	5452.7	7532.0	12729.1	23796.6	36696.9	40714.1	40211.9	37753.7	25275.7
58°	4510.1	4585.4	4772.6	6527.8	11288.9	22310.8	36087.6	40720.8	40469.8	37956.8	25312.2
60°	3346.1	3307.2	3140.7	3725.0	6283.6	15413.2	32403.7	39091.2	39828.4	38205.6	25134.1
62.5°	2939.8	2846.2	2506.1	2467.4	3056.2	7100.6	24794.1	33485.6	35227.1	36785.9	24052.2
65°	2761.8	2661.3	2223.1	2081.6	2204.9	3003.7	14605.3	25113.5	27297.9	32481.2	21286.0
67.5°	2629.4	2499.3	2042.7	1848.8	1857.9	1985.8	5854.4	15817.3	18275.4	24661.7	16556.8
70°	2501.5	2360.0	1889.9	1666.2	1613.7	1570.3	2328.0	7917.7	10147.7	15577.6	10556.2
72.5°	2364.6	2225.3	1755.2	1522.4	1419.7	1275.9	1520.1	3238.8	4523.8	7370.0	4788.5
75°	2166.0	2040.5	1620.6	1394.6	1248.5	1056.8	1148.1	1691.2	2029.1	2935.3	2307.6
77.5°	1921.8	1819.1	1469.9	1289.5	1106.9	858.2	883.3	1173.1	1301.0	1679.9	1371.8
80°	1380.9	1417.4	1307.8	1159.5	986.0	696.1	677.9	855.9	924.3	1079.6	892.4
82.5°	970.1	990.6	1081.9	947.3	814.8	547.8	499.8	602.5	643.6	709.8	481.6
85°	668.7	645.9	741.7	659.6	588.9	365.2	342.4	408.6	433.6	440.5	248.8
87.5°	401.7	401.7	429.1	353.7	317.2	189.5	184.8	232.8	248.8	237.3	137.0
90°	0.0	0.0	0.0	0.0	0.0	0.0	0.0	0.0	0.0	0.0	0.0



REPORT NUMBER: P190985

CATALOG NUMBER: GAN-AF-07-LED-U-AFL-1200-ADJ

**CANDELA DISTRIBUTION (continued):**

	90°	95°	105°	115°	125°	135°	145°	155°	165°	175°	180°
0°	12875.2	12875.2	12875.2	12875.2	12875.2	12875.2	12875.2	12875.2	12875.2	12875.2	12875.2
2.5°	12909.4	12747.4	12402.8	12126.6	11777.3	11414.4	11211.3	10994.5	10846.1	10738.8	10910.0
5°	13007.5	12676.6	11964.5	11288.9	10542.5	9766.5	9177.6	8629.9	8248.7	8011.3	8235.1
7.5°	13162.8	12653.8	11519.4	10364.5	9024.8	7732.9	6578.0	5854.4	5432.2	5224.5	5354.5
10°	13340.8	12617.3	10996.7	9111.4	7194.2	5566.9	4704.1	4412.0	4316.0	4277.3	4295.6
12.5°	13489.1	12539.6	10355.4	7595.9	5402.5	4395.9	4147.1	4140.3	4160.9	4165.5	4172.3
15°	13594.2	12425.6	9403.6	6016.5	4320.6	4005.7	3992.0	4033.1	4071.9	4087.8	4096.9
17.5°	13664.9	12190.5	8328.6	4756.6	3871.1	3816.2	3848.1	3900.7	3941.7	3953.2	3962.3
20°	13658.0	11845.8	7048.1	3966.9	3626.8	3626.8	3681.6	3722.6	3725.0	3711.3	3718.1
22.5°	13587.3	11373.4	5806.5	3546.9	3409.9	3448.8	3503.5	3464.7	3304.9	3200.0	3206.8
25°	13468.6	10809.6	4742.9	3279.9	3209.1	3277.5	3261.6	2969.4	2741.2	2638.5	2638.5
27.5°	13363.6	10143.2	3925.8	3047.1	3008.3	3092.7	2809.6	2544.9	2449.0	2401.1	2385.1
30°	13288.3	9424.1	3380.2	2823.3	2818.8	2757.2	2437.6	2364.6	2348.6	2309.8	2296.1
32.5°	13306.5	8696.1	3031.1	2627.0	2643.1	2360.0	2259.6	2275.6	2261.8	2220.8	2202.5
35°	13457.2	8004.5	2802.8	2449.0	2401.1	2131.8	2154.6	2184.3	2179.7	2122.6	2104.4
37.5°	13726.6	7349.4	2652.2	2300.7	2095.3	2017.7	2054.2	2099.8	2088.5	2049.6	2036.0
40°	14009.5	6733.2	2528.9	2184.3	1915.0	1940.0	1972.0	1997.1	2008.6	2019.9	2010.8
42.5°	14285.7	6089.5	2378.3	2065.6	1839.7	1867.0	1880.7	1905.9	1967.4	2010.8	2008.6
45°	14450.1	5484.7	2223.1	1896.7	1780.3	1796.3	1787.1	1837.3	1912.7	1983.4	1985.8
47.5°	14632.7	5014.5	2099.8	1741.5	1723.3	1734.6	1707.3	1757.4	1826.0	1912.7	1921.8
50°	14854.1	4733.8	2001.7	1618.2	1645.6	1645.6	1638.8	1684.4	1780.3	1880.7	1899.0
52.5°	15105.1	4679.0	1919.6	1529.2	1568.1	1565.7	1572.6	1641.0	1746.1	1844.2	1860.1
55°	15411.0	4827.3	1830.5	1463.0	1492.7	1501.8	1524.7	1602.2	1691.2	1803.2	1810.0
57.5°	15767.0	5128.7	1759.8	1410.5	1424.3	1453.9	1490.4	1561.2	1657.1	1780.3	1787.1
58°	15826.4	5192.5	1748.3	1405.9	1410.5	1444.8	1485.8	1554.4	1650.2	1784.8	1791.7
60°	15828.6	5404.8	1723.3	1385.5	1358.1	1415.2	1460.8	1529.2	1638.8	1800.8	1816.9
62.5°	15267.2	5402.5	1705.0	1355.7	1303.2	1374.0	1426.5	1506.4	1627.4	1839.7	1871.6
65°	13443.5	4909.6	1618.2	1310.1	1259.9	1337.5	1396.8	1490.4	1659.3	2008.6	2029.1
67.5°	10515.1	4023.9	1456.2	1246.2	1202.9	1301.0	1378.6	1488.2	1693.6	2047.3	2061.0
70°	6952.3	3010.5	1278.2	1173.1	1143.5	1257.6	1387.7	1565.7	1654.7	1965.2	1928.7
72.5°	3608.6	2113.5	1134.4	1081.9	1075.0	1218.8	1520.1	1556.6	1616.0	1848.8	1803.2
75°	1894.4	1467.6	1008.8	981.4	992.9	1209.6	1793.9	1515.5	1565.7	1768.9	1855.6
77.5°	1159.5	1184.6	901.5	890.2	913.0	1182.3	1791.7	1463.0	1492.7	1627.4	1723.3
80°	776.0	960.9	819.4	821.6	837.7	1081.9	1609.1	1380.9	1403.7	1538.3	1636.5
82.5°	490.7	568.4	744.1	782.9	762.3	892.4	1367.2	1257.6	1289.5	1759.8	1860.1
85°	248.8	356.1	645.9	753.2	687.0	625.4	1109.3	1102.4	1118.4	1269.1	1326.1
87.5°	114.2	196.3	504.4	657.3	518.1	390.3	805.7	817.1	881.1	901.5	901.5
90°	0.0	0.0	0.0	0.0	0.0	0.0	0.0	0.0	0.0	0.0	0.0

(END OF REPORT)